

CUT IN - 45 deg BENDS

REPLACE EXISTING 6" CI WITH 8" PVC WATERLINE






INSTALL NEW ZONE ISOLATION VALVE

REPLACE EXISTING 6" CI WITH 8" PVC WATERLINE

INSTALL 8" PVC WATERLINE

PROPOSED AREA TO BE RE-ZONED

LEGEND

-  AREA TO BE REZONED
-  PVC
-  OTHER
-  PROPOSED
-  ISOLATION VALVE

**FIGURE 7
EAST AREA**

